



WATER ANALYSIS REPORT: Clint Struble



Account No: 11265
Tester: Clint

Volume: 315 gals
Spa: Acrylic

Done on: 01/16/2017
Next Analysis: 02/15/2017

REGULAR MAINTENANCE

Following a regular maintenance program helps prevent issues like algae and cloudy water. Carefully read and follow label instructions. Always test and maintain ideal Free Chlorine and pH.



Chlorinating Concentrate

- Test and maintain 3 - 5 ppm of chlorine.



Chlorinating Concentrate

- Add 1 tbsp(s)/week.



SpaGuard Stain & Scale Control

- Add 2 tbsp(s)/week.



SpaGuard Water Clarifier

- Add 1 tbsp(s)/week.

WATER QUALITY SCORE



COMFORT



CLARITY



PROTECTION



KEY PARAMETERS

pH: Δ 7.7

Free Chlorine: Δ 0

Saturation Index: Δ High

Adj. Total Alkalinity: Δ 216

Total Chlorine: Δ 0

High Saturation Index indicates your water is scale-forming.

Total Hardness: Δ 389

CYA: Δ 27

Salt: N/A

TDS: \checkmark 600

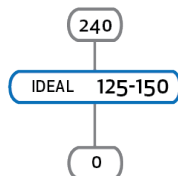
PROBLEM

SOLUTION

PRODUCT

1. High Total Alkalinity

High Total Alkalinity can cause cloudy water and scale formation.



Add 1 tbsp(s) 2 tsp(s) of Spa pH Decreaser for 6 days

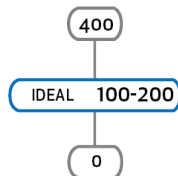
- Test pH every day prior to application
- If the pH drops to or below, 7.2 discontinue applications and bring a new water sample to your BioGuard dealer

Do not enter the spa for 15 minutes.

Spa pH Decreaser

2. High Total Hardness

High Total Hardness and Saturation Index can cause cloudy water and scale formation.









Add 2 tbsp(s) of Stain & Scale Control

- Wait 10 - 15 minutes, then proceed to the next step

Do not enter spa for 15 minutes after applying.

Spa Stain and Scale Control

PROBLEM	SOLUTION	PRODUCT
<p>3. Low Free Chlorine  </p> <p>Maintaining the recommended Free Chlorine residual kills bacteria and helps control algae.</p> 	<p>Add 1 tbsp(s) of Chlorinating Concentrate</p> <ul style="list-style-type: none"> • Proceed to the next step • Leave cover off for 30 minutes <p> Do not enter the spa until the chlorine residual returns to 3 - 5 ppm.</p>	
<p>4. Poor Filtration</p> <p>It is important to chemically clean your filter to remove oils, dirt and debris to allow the filter to work efficiently.</p>	<p>Use Spa Filter Cleaner</p> <ul style="list-style-type: none"> • Rinse filter with water from a hose to remove debris • Follow label instructions for your filter 	
<p>This analysis is designed for use only with the BioGuard® products named in this printout and is correct to the best of BioLab, Inc.'s knowledge. BioLab is not responsible for any use of this printout with products other than those named in this printout. Use of this analysis with other products could result in improper or incorrect treatment. Carefully read and follow label instructions on all products. It is a violation of Federal law to use an EPA registered product in a manner inconsistent with label directions. © Bio-Lab, Inc.</p>		